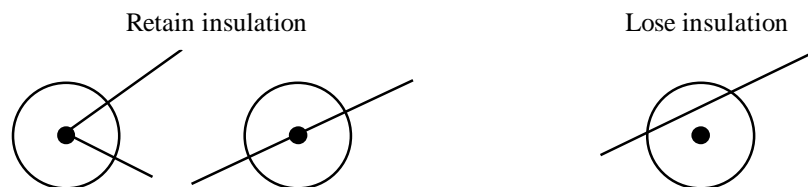


The 1998 22nd Annual **acm** International Collegiate
Programming Contest World Finals
sponsored by **IBM**

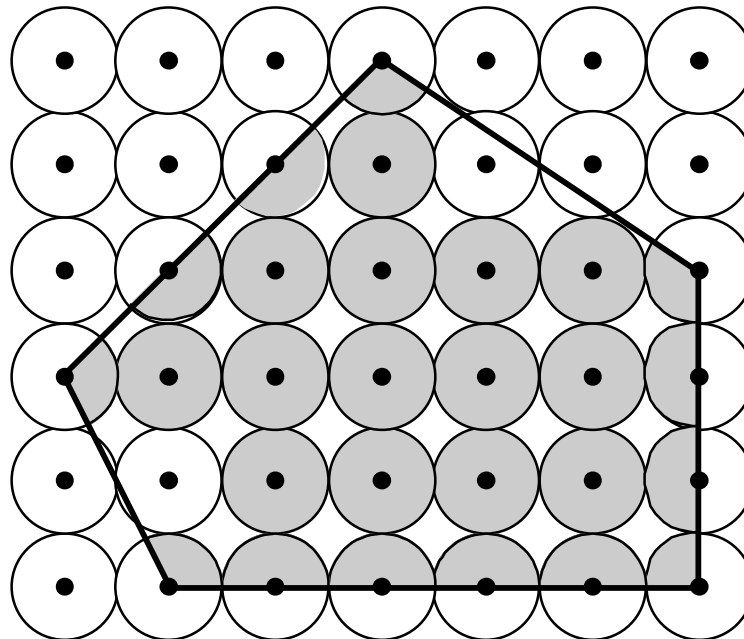
Problem A
Crystal Clear
Input: crystal.in

A new high technology company has developed a material that it hopes to market as an insulator. The material consists of crystals and the square lattice on which the crystals are grown. The points on the lattice are at 1 centimeter intervals. The crystals are formed from seeds that are planted at the lattice points. Each crystal grows into a circle of diameter 1 centimeter.

Using this material in applications will require cutting the lattice into pieces. One of the problems in cutting the lattice is that some crystals will be sliced in the process. Slicing a crystal other than through the center completely destroys that crystal's insulation properties. (A cut touching a crystal tangentially does not destroy that crystal's insulation property.)



The insulation capacity of a piece is directly proportional to the total area of the insulating crystals (or parts of crystals) that are on the piece. The following figure shows a polygonal piece with its insulating crystals shaded.



Your job is to determine the insulating capacity of such polygonal pieces by computing the total area of the insulating crystals in it.

The 1998 ACM Programming Contest World Finals sponsored by IBM

Input

The input consists of a sequence of polygon descriptions. Each description consists of a positive integer n ($3 \leq n \leq 25$) representing the number of vertices, followed by n pairs of integers. Each pair is the x and y coordinates of one vertex of the polygon. (The coordinate system is aligned with the lattice such that the integer coordinates are precisely the lattice points.)

Vertices of each polygon are given in clockwise order. No polygon will be degenerate. No coordinate will be larger than 250 in absolute value.

The input is terminated by zero for the value of n .

Output

For each polygon, first print its number ("Shape 1", "Shape 2", etc.) and then the area of the insulating crystals in cm^2 , exact to three digits to the right of the decimal point.

The following sample corresponds to the previous illustration.

Sample Input

```
5
0 2
3 5
6 3
6 0
1 0
0
```

Output for the Sample Input

```
Shape 1
Insulating area = 15.315 cm^2
```

The 1998 22nd Annual **acm** International Collegiate
Programming Contest World Finals
sponsored by **IBM**

Problem B
Flight Planning
Input: flight.in

Your job is to write a program that plans airplane flights. Each flight consists of a series of one or more legs. Your program must choose the best altitude for each leg to minimize the amount of fuel consumption during the trip.

The airplane has a fixed airspeed, given by the constant **VCRUISE**, and a most-efficient cruising altitude, **AOPT**. When flying at altitude **AOPT**, fuel consumption in gallons per hour is given by **GPHOPT**. When flying at an altitude that is different from **AOPT**, fuel consumption increases by **GPHEXTRA** for each 1000 feet above or below **AOPT**. The flight starts and finishes at an altitude of 0. Each 1000 foot climb burns an extra amount of fuel given by **CLIMBCOST** (there is no reduction in fuel consumption when you descend). Make the approximation that all climbing and descending is done in zero time at the beginning of each flight leg. Thus each leg is flown at a constant airspeed and altitude. For this problem, the airplane characteristics are given by the following constants:

VCRUISE	400 knots (a knot is one nautical mile per hour)
AOPT	30,000 feet
GPHOPT	2000 gallons per hour
GPHEXTRA	10 gallons per hour for each 1000 feet
CLIMBCOST	50 gallons per 1000 feet of climb

Before each flight, you are given the length of each leg and the tailwind expected for each leg. A positive tailwind increases the airplane's speed over the ground, and a negative tailwind decreases its speed over the ground. For example, if airspeed is 400 knots and the tailwind is -50 knots, speed over the ground is 350 knots.

By policy, altitude for each leg must be some integer multiple of 1000 feet, between 20,000 and 40,000 feet, inclusive. Your program must compute the best altitude for each leg to minimize overall fuel consumption for the trip, and must compute the fuel required for the trip.

Input

The first line contains an integer **N**, representing the number of flights you are required to plan. Each flight consists of the following input lines:

The first input line in a flight contains an integer **K** ($0 < K < 10$), representing the number of legs in the flight.

The next **K** input lines each contain the following three integers:

- (1) The length of the leg, in nautical miles
- (2) The expected tailwind at 20,000 feet, in knots
- (3) The expected tailwind at 40,000 feet, in knots

The expected tailwind at altitudes between 20,000 and 40,000 feet is computed by linear interpolation. For example, the expected tailwind at 30,000 feet is halfway between the expected tailwind at 20,000 feet and the expected tailwind at 40,000 feet.

Output

Your program must produce one output line for each flight. The output line must contain the flight number (counting from the beginning of the problem), the chosen altitude for each leg (in thousands of feet), and the fuel required for the trip (in gallons, to the nearest gallon).

The 1998 ACM Programming Contest World Finals sponsored by IBM

Sample Input

```
2
2
1500 -50 50
1000 0 0
3
1000 50 0
2000 0 20
1800 -50 100
```

Output for the Sample Input

```
Flight 1: 35 30 13985
Flight 2: 20 30 40 23983
```

The 1998 22nd Annual **acm** International Collegiate
Programming Contest World Finals
sponsored by **IBM**

Problem C
Lead or Gold
Input: leadgold.in

How to make gold from lead has baffled alchemists for centuries. At the last Alchemists Club Meeting (ACM), a sensational breakthrough was announced. By mixing the three chemicals Algolene, Basicine and Cobolase in the correct ratio, one can create a mixture that transforms lead into gold. Since Algolene, Basicine and Cobolase (or A, B, C for short) are generally not sold individually, but rather mixed into solutions, this may not be easy as it seems.

Consider the following example. Two mixtures of Algolene, Basicine and Cobolase are available, in ratios of 1:2:3 and 3:7:1, respectively. By mixing these solutions in a ratio of 1:2 we obtain a solution of A, B, C with ratio 7:16:5. But there is no way to combine these mixtures into a new one with ratio 3:4:5. If we additionally had a solution of ratio 2:1:2, then a 3:4:5 mixture would be possible by combining eight parts of 1:2:3, one part of 3:7:1 and five parts of 2:1:2.

Determining which mixing ratios we can obtain from a given set of solutions is no trivial task. But, as the ACM has shown, it is possibly a very profitable one. You must write a program to find mixing ratios.

Input

The input file contains several test cases. The first line of each test case contains an integer n ($0 \leq n < 100$) that represents the number of mixtures in the test case. The next n lines each contain three non-negative integers a_i, b_i, c_i , specifying the ratio $a_i : b_i : c_i$ in which A, B, C occur in the i^{th} mixture. At least one of these integers is positive for each mixture.

Finally, there is one line containing three non-negative integers a, b, c , which specify the ratio $a:b:c$ in the desired solution. At least one of these integers is positive.

The input file is terminated with the integer 0 on a line by itself following the last test case.

Output

For each test case, output the word "Mixture", followed by the ordinal number of the test case. On the next line, if it is possible to obtain the desired solution by mixing the input solutions, output the word "Possible". Otherwise, output the word "Impossible".

Sample Input

```
2
1 2 3
3 7 1
3 4 5
3
1 2 3
3 7 1
2 1 2
3 4 5
0
```

Output for the Sample Input

```
Mixture 1
Impossible

Mixture 2
Possible
```

The 1998 ACM Programming Contest World Finals sponsored by IBM

The 1998 22nd Annual **acm** International Collegiate
Programming Contest World Finals
sponsored by **IBM**

Problem D

Page Selection by Keyword Matching

Input: page.in

Anyone who has used the World Wide Web is familiar with search engines used to find pages matching a user-generated query. Many of these engines are quite sophisticated, using advanced algorithms and parallel searching techniques to provide fast, accurate responses.

This problem is somewhat simpler. A group of web pages has been classified by associating a list of keywords, given in decreasing order of relevance, with each page (i.e., the order of keywords is from the most specific keyword to the least specific). For example, a page on programming in Smalltalk has the keywords Smalltalk, programming, and computers in that order; the most relevant keyword is Smalltalk.

Queries also include a list of keywords, again from most to least relevant. For example, in a query consisting of the keyword Smalltalk followed by the keyword computers, Smalltalk is more important than computers.

In this problem you are to determine the top five (or fewer) pages that match each of an arbitrary number of queries. To determine the strength of the relationship between a query and a web page, assume the keywords for each page and each query are assigned integer weights, in descending order, starting with N , where N is the maximum number of keywords allowed for a web page and query. The strength of the relationship is the sum of the products of the weights associated with each keyword that appears both in the web page list and the query list. For example, assume the following web pages and keyword lists:

Page 1: Smalltalk, programming, computers
Page 2: computers, programming
Page 3: computers, Smalltalk

For N equal 8, a query with keywords Smalltalk and programming in that order yields a strength rating of 113 for Page 1 ($8*8 + 7*7$), 49 for Page 2 ($7*7$), and 56 for Page 3 ($8*7$). A query with keywords Smalltalk and computers yields a strength rating of 106 for Page 1 ($8*8 + 7*6$), 56 for Page 2 ($7*8$), and 112 for Page 3 ($8*7 + 7*8$).

Input

Input data consist of one line for each web page and query. A line consists of a code letter followed by a list of keywords. Code letters P, Q, and E denote a page, a query, and the end of file respectively. Code letters and keywords are separated by at least one space. Ps and Qs may occur in any order. Pages are added sequentially starting with one. Each page has at least one but no more than 8 keywords. Each word consists of no more than 20 alphabetic characters. The case of characters in the keywords is not significant. There will be a maximum of 25 pages in the input.

Each query also has of a list of between one and eight keywords. Again, a keyword has no more than 20 alphabetic characters, case being insignificant. Number the queries sequentially starting with one.

Output

For each query, identify the 5 (or fewer) pages read so far that are most relevant to the query. Print a single line containing the query identifier, a colon, and the page identifiers of the five most relevant pages in the decreasing order of relevance. Page identifiers consist of the letter "P" followed by the page number. Query identifiers consist of the letter "Q" followed by the query number. If several pages have the same relevance, list them by increasing page number. Do not list pages that have no relationship (zero strength), even if fewer than five pages are identified.

The 1998 ACM Programming Contest World Finals sponsored by IBM

Sample Input

```
P Smalltalk programming computers
P computers programming
P computers Smalltalk
P FORTRAN programming
P COBOL programming
P programming
Q Smalltalk
Q programming
Q computers
Q Smalltalk computers
Q Smalltalk programming
Q cooking French
E
```

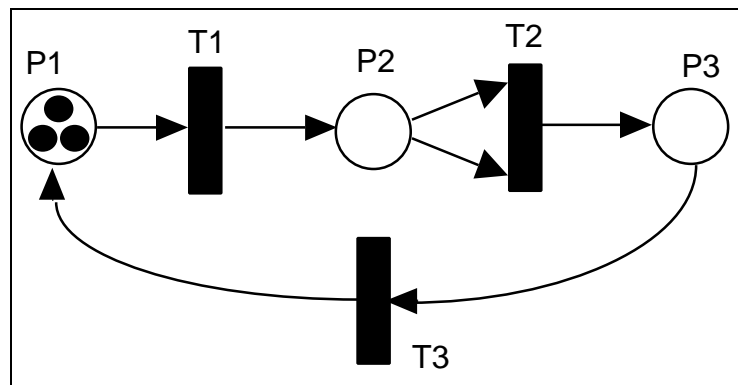
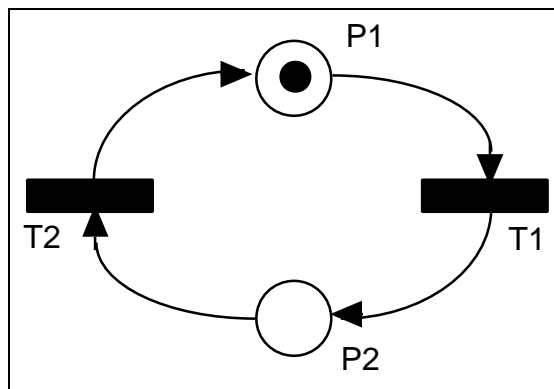
Output for the Sample Input

```
Query  Pages
Q1:    P1  P3
Q2:    P6  P1  P2  P4  P5
Q3:    P2  P3  P1
Q4:    P3  P1  P2
Q5:    P1  P3  P6  P2  P4
Q6:
```


The 1998 22nd Annual **acm** International Collegiate
Programming Contest World Finals
sponsored by **IBM**

Problem E
Petri Net Simulation
Input: petri.in

A Petri net is a computational model used to illustrate concurrent activity. Each Petri net contains some number of places (represented by circles), transitions (represented by black rectangles), and directed edges used to connect places to transitions, and transitions to places. Each place can hold zero or more tokens (represented by black dots). Here are two examples:



In the first Petri net above, there are two places (P1 and P2) and two transitions (T1 and T2). P1 initially has one token; P2 has none. P1 is an input place for transition T1, and P2 is an output place for T1. In the second example there are three places and three transitions, with three tokens in P1. T2 has two input places, both of which are P2.

Operation of a Petri Net

Each transition in a Petri net is either enabled or disabled. A transition is enabled if there is at least one token in each of its input places. Any transition can fire whenever it is enabled. If multiple transitions are enabled, any one of them may fire. When a transition fires, one token is removed from each of the input places, and one token is added to each of the output places; this is effectively done atomically, as one action. When there are no enabled transitions, a Petri net is said to be dead.

In the top example only T1 is enabled. When it fires one token is removed from P1, and one token is added to P2. Then T2 is enabled. When it fires one token is removed from P2, and one token is added to P1. Clearly this Petri net will repeat this cycle forever.

The 1998 ACM Programming Contest World Finals sponsored by IBM

The bottom example is more interesting. T1 is enabled and fires, effectively moving a token to P2. At this point T1 is still the only enabled transition (T2 requires that P2 have two tokens before it is enabled). T1 fires again, leaving one token in P1 and two tokens in P2. Now both T1 and T2 are enabled. Assume T2 fires, removing two tokens from P2 and adding one token to P3. Now T1 and T3 are enabled. Continuing until no more transitions are enabled, you should see that only one token will be left in P2 after 9 transition firings. (Note that if T1 had fired instead of T2 when both were enabled, this result would have been the same after 9 firings.)

In this problem you will be presented with descriptions of one or more Petri nets. For each you are to simulate some specified number of transition firings, NF, and then report the number of tokens remaining in the places. If the net becomes dead before NF transition firings, you are to report that fact as well.

Input

Each Petri net description will first contain an integer NP ($0 < NP < 100$) followed by NP integers specifying the number of tokens initially in each of the places numbered 1, 2, ..., NP. Next there will appear an integer NT ($0 < NT < 100$) specifying the number of transitions. Then, for each transition (in increasing numerical order 1, 2, ..., NT) there will appear a list of integers terminated by zero. The negative numbers in the list will represent the input places, so the number $-n$ indicates there is an input place at n . The positive numbers in the list will indicate the output places, so the number p indicates an output place at p . There will be at least one input place and at least one output place for each transition. Finally, after the description of all NT transitions, there will appear an integer indicating the maximum number of firings you are to simulate, NF. The input will contain one or more Petri net descriptions followed by a zero.

Output

For each Petri net description in the input display three lines of output. On the first line indicate the number of the input case (numbered sequentially starting with 1) and whether or not NF transitions were able to fire. If so, indicate the net is still live after NF firings. Otherwise indicate the net is dead, and the number of firings which were completed. In either case, on the second line give the identities of the places which contain one or more tokens after the simulation, and the number of tokens each such place contains. This list should be in ascending order. The third line of output for each set should be blank.

The input data will be selected to guarantee the uniqueness of the correct output displays.

Sample Input

```
2
 1 0
2
-1 2 0
-2 1 0
100
3
 3 0 0
3
-1 2 0
-2 -2 3 0
-3 1 0
100
0
```

Output for the Sample Input

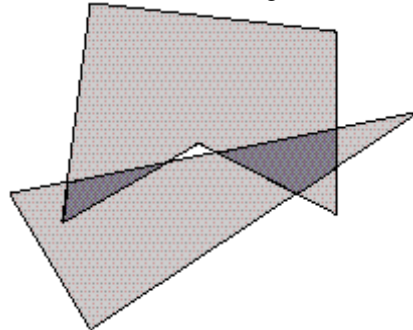
```
Case 1: still live after 100 transitions
Places with tokens: 1 (1)

Case 2: dead after 9 transitions
Places with tokens: 2 (1)
```

The 1998 22nd Annual **acm** International Collegiate
Programming Contest World Finals
sponsored by **IBM**

Problem F
Polygon Intersections
Input: poly.in

Most drawing or illustration programs have simple tools for creating polygon objects. The better ones can find the regions that are the intersections of two polygons. The picture below shows two polygons, one is a pentagon and the other is a triangle. Their intersection consists of the two dark regions.



IBM has just hired you as a member of a programming team that will create a very sophisticated drawing/illustration program. Your task is to write the part of the program that deals with polygon intersections. Your boss has told you to delay work on the user interface and focus only on the geometric representations of the intersections.

A polygon in the Cartesian plane can be represented by a sequence of points that are its vertices. The vertices in the sequence appear in the order in which they are visited when traveling clockwise around the polygon's boundary; so any two adjacent vertices in the sequence are the endpoints of a line segment that is one of the polygon's sides. The last and the first vertices in the sequence are also endpoints of a side. Vertices are identified by their x - and y -coordinates. Assume the following about each polygon.

- No point will occur as a vertex (on the same polygon) more than once.
- Two sides can intersect only at a common endpoint (vertex).
- The angle between any two sides with a common vertex has a measure that is greater than 0 and less than 360.
- The polygon has at least 3 vertices.

The intersection of two polygons consists of 0 or more connected regions. Your problem is to take two polygons and determine the regions of their intersection that are polygons satisfying the criteria above.

Input

The input contains several data sets, each consisting of two polygons. Each polygon appears as a sequence of numbers:

$$n \ x_1 \ y_1 \ x_2 \ y_2 \ \dots \ x_n \ y_n$$

where the integer n is the number of vertices of the polygon, and the real coordinates (x_1, y_1) through (x_n, y_n) are the boundary vertices. The end of input is indicated by two 0's for the values of n . These two 0's merely mark the end of data and should not be treated as an additional data set.

Output

For each data set, your program should output its number (Data set 1, Data set 2, etc.), and the number of regions in the intersection of its two polygons. Label each region in the data set (Region 1, Region 2, etc.) and list its vertices in the order they appear when they are visited going either clockwise or counterclockwise around the boundary of the region. The first vertex printed should be the vertex with the smallest x -coordinate (to break ties, use the smallest

The 1998 ACM Programming Contest World Finals sponsored by IBM

y-coordinate). No region may include degenerate parts (consisting of adjacent sides whose angle of intersection is 0). If the three endpoints of two adjacent sides are collinear, the two sides should be merged into a single side. Print each vertex in the standard form (x,y) , where x and y have two digits to the right of the decimal.

The following sample input contains exactly one data set. (The data set corresponds to the illustration at the beginning of this problem description.)

Sample Input

```
3 2 1 0.5 3.5 8 5
5 1.5 3 2 7 6.5 6.5 6.5 3.25 4 4.5
```

```
0
0
```

Output for the Sample Input

```
Data Set 1
Number of intersection regions: 2
Region 1:(1.50,3.00)(1.59,3.72)(3.25,4.05)
Region 2:(4.43,4.29)(6.50,4.70)(6.50,4.00)(5.86,3.57)
```


The 1998 22nd Annual **acm** International Collegiate
Programming Contest World Finals
sponsored by **IBM**

Problem G
Spatial Structures
Input: spatial.in

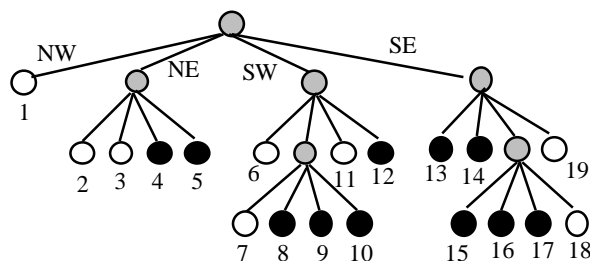
Computer graphics, image processing, and GIS (geographic information systems) all make use of a data structure called a quadtree. Quadtrees represent regional or block data efficiently and support efficient algorithms for operations like the union and intersection of images.

A quadtree for a black and white image is constructed by successively dividing the image into four equal quadrants. If all the pixels in a quadrant are the same color (all black or all white) the division process for that quadrant stops. Quadrants that contain both black and white pixels are subdivided into four equal quadrants and this process continues until each subquadrant consists of either all black or all white pixels. It is entirely possible that some subquadrants consist of a single pixel.

For example, using 0 for white and 1 for black, the region on the left below is represented by the matrix of zeros and ones in the middle. The matrix is divided into subquadrants as shown on the right where gray squares represent subquadrants that consist entirely of black pixels.



A quadtree is constructed from the block structure of an image. The root of the tree represents the entire array of pixels. Each non-leaf node of a quadtree has four children, corresponding to the four subquadrants of the region represented by the node. Leaf nodes represent regions that consist of pixels of the same color and thus are not subdivided. For example, the image shown above, with the block structure on the right, is represented by the quadtree below.



Leaf nodes are white if they correspond to a block of all white pixels, and black if they correspond to a block of all black pixels. In the tree, each leaf node is numbered corresponding to the block it represents in the diagram above. The branches of a non-leaf node are ordered from left-to-right as shown for the northwest, northeast, southwest, and southeast quadrants (or upper-left, upper-right, lower-left, lower-right).

The 1998 ACM Programming Contest World Finals sponsored by IBM

A tree can be represented by a sequence of numbers representing the root-to-leaf paths of black nodes. Each path is a base five number constructed by labeling branches with 1, 2, 3, or 4 with NW = 1, NE = 2, SW = 3, SE = 4, and with the least significant digit of the base five number corresponding to the branch from the root. For example, the node labeled 4 has path NE, SW which is 32_5 (base 5) or 17_{10} (base 10); the node labeled 12 has path SW, SE or $43_5 = 23_{10}$; and the node labeled 15 has path SE, SW, NW or $134_5 = 44_{10}$. The entire tree is represented by the sequence of numbers (in base 10)

9 14 17 22 23 44 63 69 88 94 113

Write a program that converts images into root-to-leaf paths and converts root-to-leaf paths into images.

Input

The input contains one or more images. Each image is square, and the data for an image starts with an integer n , where $|n|$ is the length of a side of the square (always a power of two, with $|n| < 64$) followed by a representation of the image. A representation is either a sequence of n^2 zeros and ones comprised of $|n|$ lines of $|n|$ digits per line, or the sequence of numbers that represent the root-to-leaf paths of each black node in the quadtree that represents the image.

If n is positive, the zero/one representation follows; if n is negative, the sequence of black node path numbers (in base 10) follows. The sequence is terminated by the number -1. A one-node tree that represents an all-black image is represented by the number 0. A one-node tree that represents an all-white image is represented by an empty sequence (no numbers).

The end of data is signaled by a value of 0 for n .

Output

For each image in the input, first output the number of the image, as shown in the sample output. Then output the alternate form of the image.

If the image is represented by zeros and ones, the output consists of root-to-leaf paths of all black nodes in the quadtree that represents the image. The values should be base 10 representations of the base 5 path numbers, and the values should be printed in sorted order. If there are more than 12 black nodes, print a newline after every 12 nodes. The total number of black nodes should be printed after the path numbers.

If the image is represented by the root-to-leaf paths of black nodes, the output consists of an ASCII representation of the image with the character '.' used for white/zero and the character '*' used for black/one. There should be n characters per line for an $n \times n$ image.

Sample Input

```
8
00000000
00000000
00001111
00001111
00011111
00111111
00111100
00111000
-8
9 14 17 22 23 44 63 69 88 94 113 -1
2
00
00
-4
0 -1
0
```

Output for the Sample Input

```
Image 1
9 14 17 22 23 44 63 69 88 94 113
Total number of black nodes = 11

Image 2
.....
.....
...****
...****
..*****
..*****
..****..
..***...

Image 3
Total number of black nodes = 0

Image 4
****
****
****
****
```

The 1998 22nd Annual **acm** International Collegiate
Programming Contest World Finals
sponsored by **IBM**

Problem H
Towers of Powers
Input: tower.in

One of the many problems in computer-generated graphics is realistically modeling the “orderly randomness” of things like mountain ranges and city skylines. A new student intern at a graphics company had an idea—use fluctuations in number representations to model height. In this problem you will compute several such number representations and show the “skylines” they produce.

Let n be any positive integer, and let b be an integer greater than or equal to 2. The *complete base- b expansion* of n is obtained as follows. First write the usual base- b expansion of n , which is just a sum of powers of b , each multiplied by a coefficient between 1 and $b-1$, omitting terms with zero coefficients. For example, if $n = 20000$ and $b = 3$, the base-3 expansion of 20000 is given by

$$20000 = 3^9 + 3^5 + 2 \times 3^3 + 2 \times 3^2 + 2$$

To obtain the *complete base- b expansion*, we apply the same procedure to the exponents until all numbers are represented in base b . For $n = 20000$ and $b = 3$ we would have

$$20000 = 3^{3^2} + 3^{3+2} + 2 \times 3^3 + 2 \times 3^2 + 2$$

As another example, consider $n = 16647$ and $b = 2$. The resulting expansion is

$$16647 = 2^{2^{2+1} + 2^2 + 2} + 2^{2^{2+1}} + 2^2 + 2 + 1$$

The rising and falling heights of the numbers form the number’s “skyline.”

For each pair of integers n and b in the input, display the complete base- b representation of n . Your display should use multiple output lines for different exponent heights. The display must begin with $n =$, followed by the expansion. Answers should use an asterisk (*) as the multiplication symbol between coefficients and powers of b . Zero terms must not be printed, and unnecessary coefficients and exponents must not be shown (for example, display 1 instead of b^0 , b^2 instead of $1 \times b^2$ and b instead of b^1). To assist in accurately viewing the skyline of the number, the display must show one character (either a digit, +, or *) per column of the multi-line display; there must be no unnecessary spaces. The correct format is illustrated in the sample output shown below.

Answers must be displayed using no more than 80 columns. Expansions requiring more than 80 columns must be split between terms, and a second set of display lines used to show the remaining portion of the expansion. The second part of the answer must begin in the same column as the previous part of the answer. See the sample output for an example.

Input

Input is a sequence of pairs of integers, n and b , followed by a pair of zeroes. Each value for n will be positive, and each value for b will be greater than or equal to 2. No value will exceed the maximum signed integer size for the machine.

The 1998 ACM Programming Contest World Finals sponsored by IBM

Output

For each input pair, n and b , print the complete base- b expansion of n as described above. Print a line containing n in complete base b :
preceding each expansion. Separate the output for consecutive pairs by a line of hyphens. All coefficients, bases, and exponents are to be displayed as standard base 10 integers. The expansion for each input pair will require at most two standard screen widths, allowing for indentation and splitting between terms of the expansion.

Sample Input

```
20000 3
16647 2
1000 12
85026244 3
0 0
```

Output for the Sample Input

20000 in complete base 3:

$$20000 = 3^2 + 3^{3+2} + 2 \cdot 3^3 + 2 \cdot 3^2 + 2$$

16647 in complete base 2:

$$16647 = 2^{2+1} + 2^2 + 2^{2+1} + 2^2 + 2^2 + 2^2 + 2 + 2 + 2 + 1$$

1000 in complete base 12:

$$1000 = 6 \cdot 12^2 + 11 \cdot 12 + 4$$

85026244 in complete base 3:

$$85026244 = 3^2 + 2 \cdot 3^{2+3+1} + 2 \cdot 3^2 + 3^{2+3} + 2 \cdot 3^2 + 3^{3+2} + 2 \cdot 3^2 + 3^{3+1} + 2 \cdot 3^2 + 3^2 + 3^{2+1} + 3^2 + 2 \cdot 3^2 + 2 \cdot 3^{2+3+2} + 2 \cdot 3^{2+3+1} + 3^3 + 2 \cdot 3^2 + 3 + 1$$